

A young woman with long dark hair and glasses, wearing a grey sweater, is smiling and looking towards the camera. She is standing in a school hallway with lockers visible in the background. The image has a blue tint. The text "Connecticut Conference of Independent Colleges" is overlaid in white, bold font.

Connecticut Conference of Independent Colleges

November 15, 2024

-
- **Dianna Frank**
Senior Director, State & District Partnerships, College Board

 - **Jacki Giordano**
Senior Director, Strategic Higher Education, College Board

Agenda

1 AP Cohort 2023 Updates

2 AP: Changing the Invitation

3 Expanding Course Offerings

4 Opportunities to Recruit



AP Cohort 2023 Updates

AP Administration Overview: 2023 Overview

2.89M

Examinees

5.22M

Exams Taken

1 Exam

Modal # Per Student

What the numbers say



In 2023, the **largest number of AP examinees (2.89 million)** took the **largest number of AP exams (5.22 million)** in the program's history.



AP exam participation by students in historically underrepresented groups has **grown significantly** in the last decade.



Average AP exam scores have **remained constant**, on average, despite the program's growth.



More high school students are choosing to explore AP **before their junior year**. 904,000 students in 2023.



The vast majority of high school grads have taken **0 or 1 AP exam**; only 2% took 10+ APs.

AP Growth in New England

Even with declining enrollments, AP continues to reach and prepare more students.

Participation

	Total Grads		# Grads w/ 1 AP Exam		% Grads w/ 1 AP Exam	
	2013	2023	2013	2023	2013	2023
CT	38,722	37,340	13,971	15,344	36.1%	41.1%
ME	13,170	12,060	4,630	3,734	35.2%	31.0%
MA	66,360	67,070	24,279	30,310	36.6%	45.2%
NH	14,262	12,360	3,309	3,400	23.2%	27.5%
RI	9,579	9,760	2,461	3,469	25.7%	35.5%
VT	6,491	5,630	2,209	1,797	34.0%	31.9%
TOTAL	150,597	146,243	52,872	60,077	35.1%	41.1%

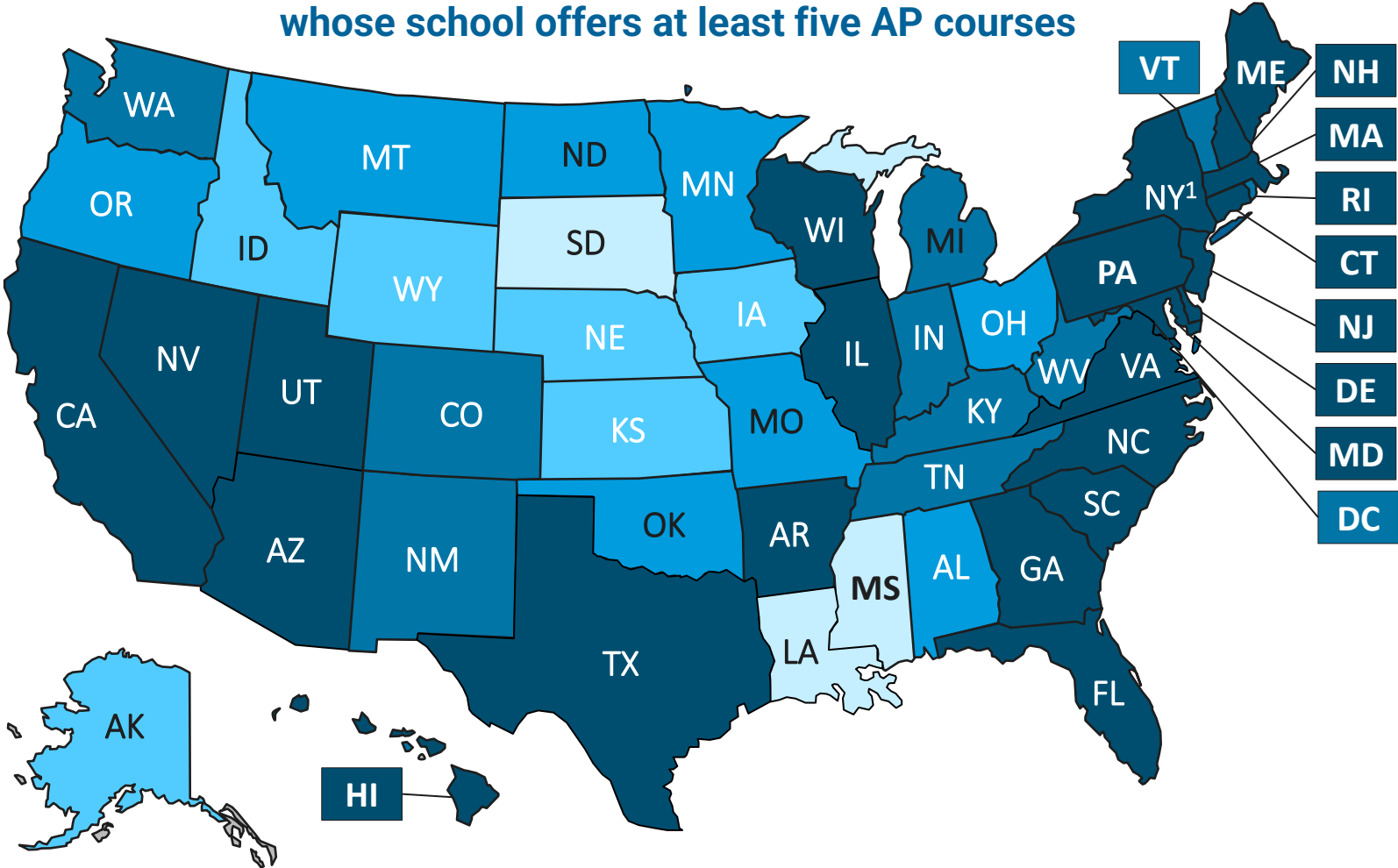
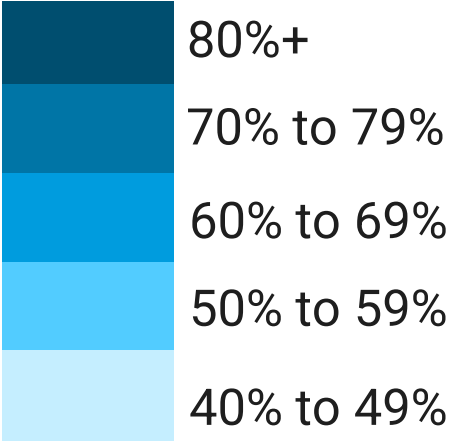
Performance

	Total Grads		# Grads 3+		% Grads 3+	
	2013	2023	2013	2023	2013	2023
CT	38,722	37,340	10,420	10,413	26.9%	27.9%
ME	13,170	12,060	2,922	2,471	22.2%	20.5%
MA	66,360	67,070	17,501	20,997	26.4%	31.3%
NH	14,262	12,360	2,503	2,425	17.6%	19.6%
RI	9,579	9,760	1,364	2,113	14.2%	21.6%
VT	6,491	5,630	1,545	1,275	23.8%	22.6%
TOTAL	150,597	146,243	38,268	41,717	25.4%	28.5%

AP Access Across the Nation

Percentage of public high school students whose school offers at least five AP courses

For the 2022-23 school year, 79% of public-school students attended a high school that offers at least five AP courses.

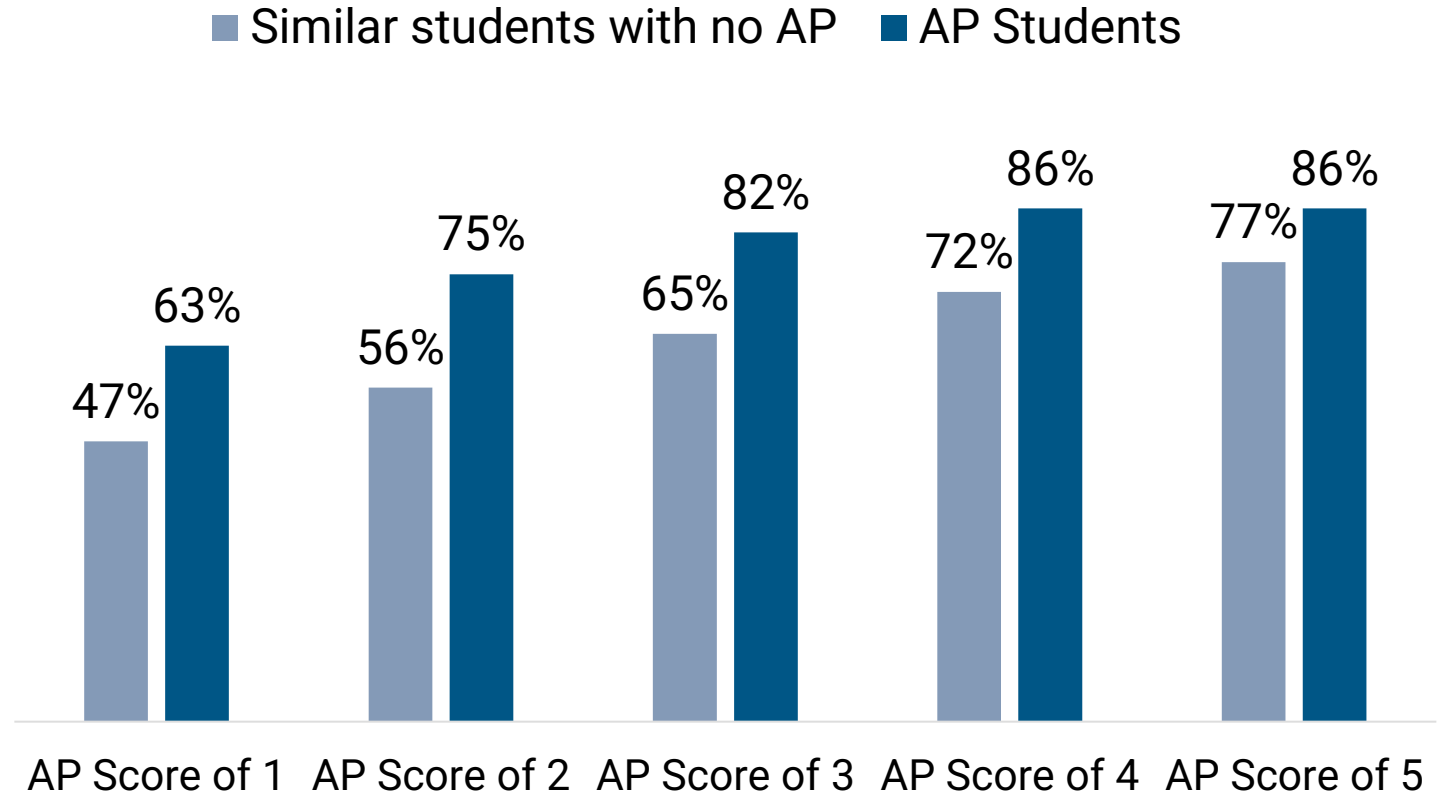


<https://apcentral.collegeboard.org/about-ap/ap-data-research/national-state-data>

AP Predicts College Enrollment

- Students who take an AP[®] exam are more likely to enroll in 4-year universities—even students who earn scores that do not qualify for credit. Students who earn a score of 1 or 2 are 16 and 19 percentage points, respectively, more likely to enroll than their matched peers who did not take an AP Exam.
- Taking AP Exams, regardless of the score earned, signals being on the path to college.

Four-Year College Enrollment Probabilities, by Average AP Score

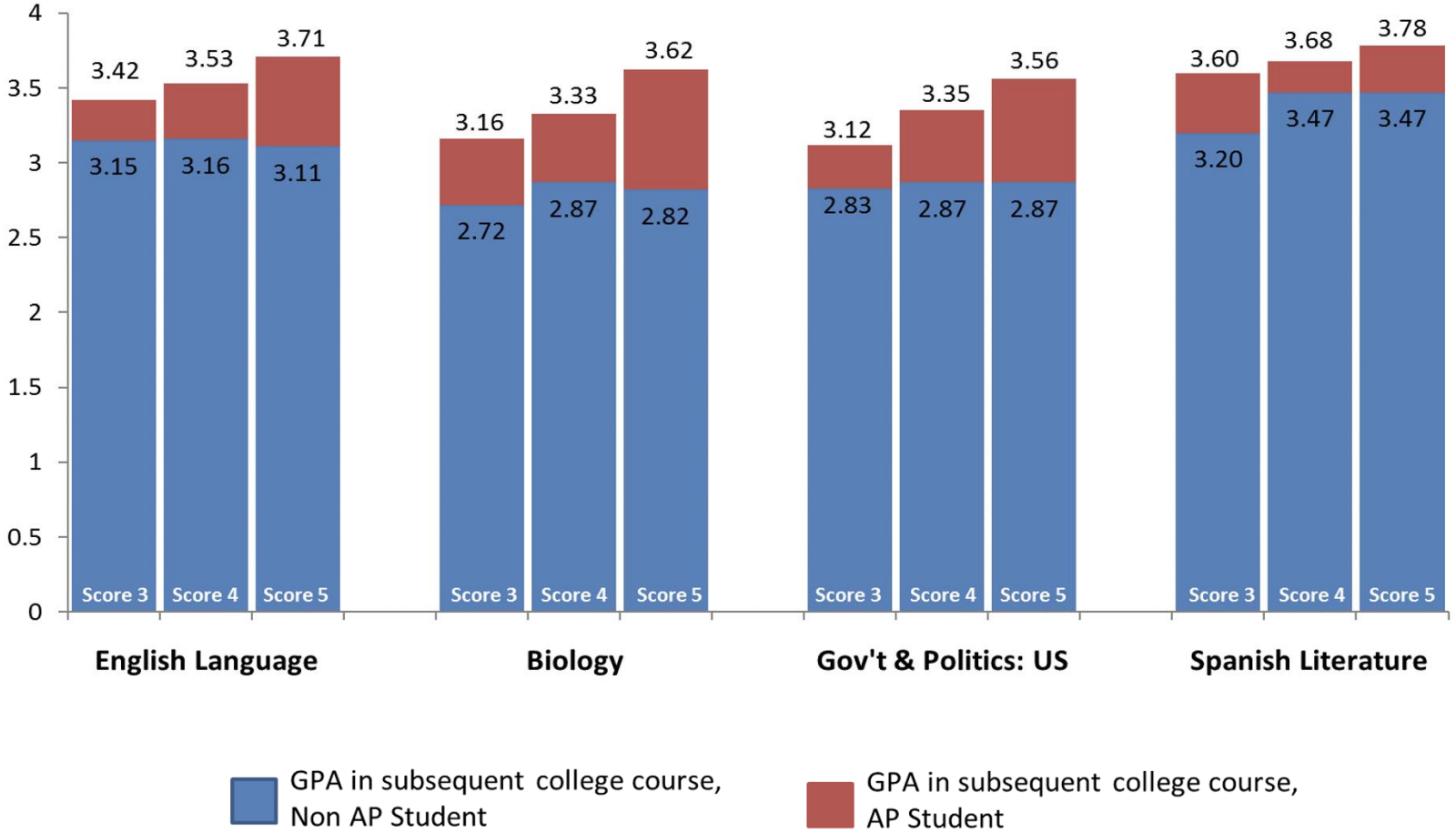


NOTE: Probabilities of enrollment immediately after high school graduation are calculated for 1,560,229 students who graduated high school in 2017.

AP is Predictive of College Course Performance

Across a diverse set of colleges, AP students who place out of introductory courses do as well or better in subsequent college courses than non-AP students who took the AP-equivalent course on the college campus.

AP students scoring 3s, 4s, or 5s earn the same or higher grades in subsequent courses

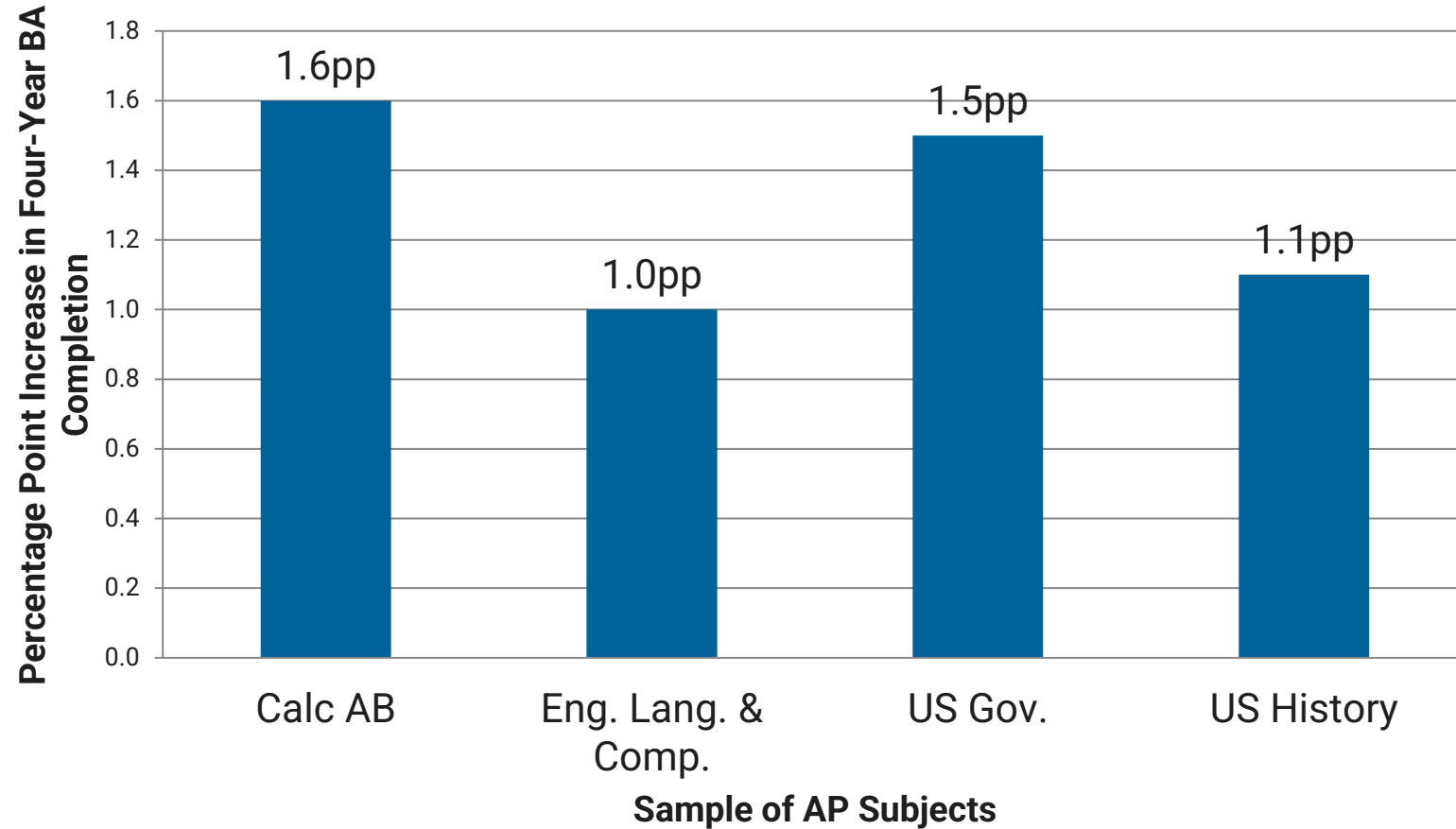


Colleges' AP Credit Policies Drive BA Completion

Each credit-granting AP score at a student's own college increases their chances of finishing a BA in 4 years by 1-2 percentage points.

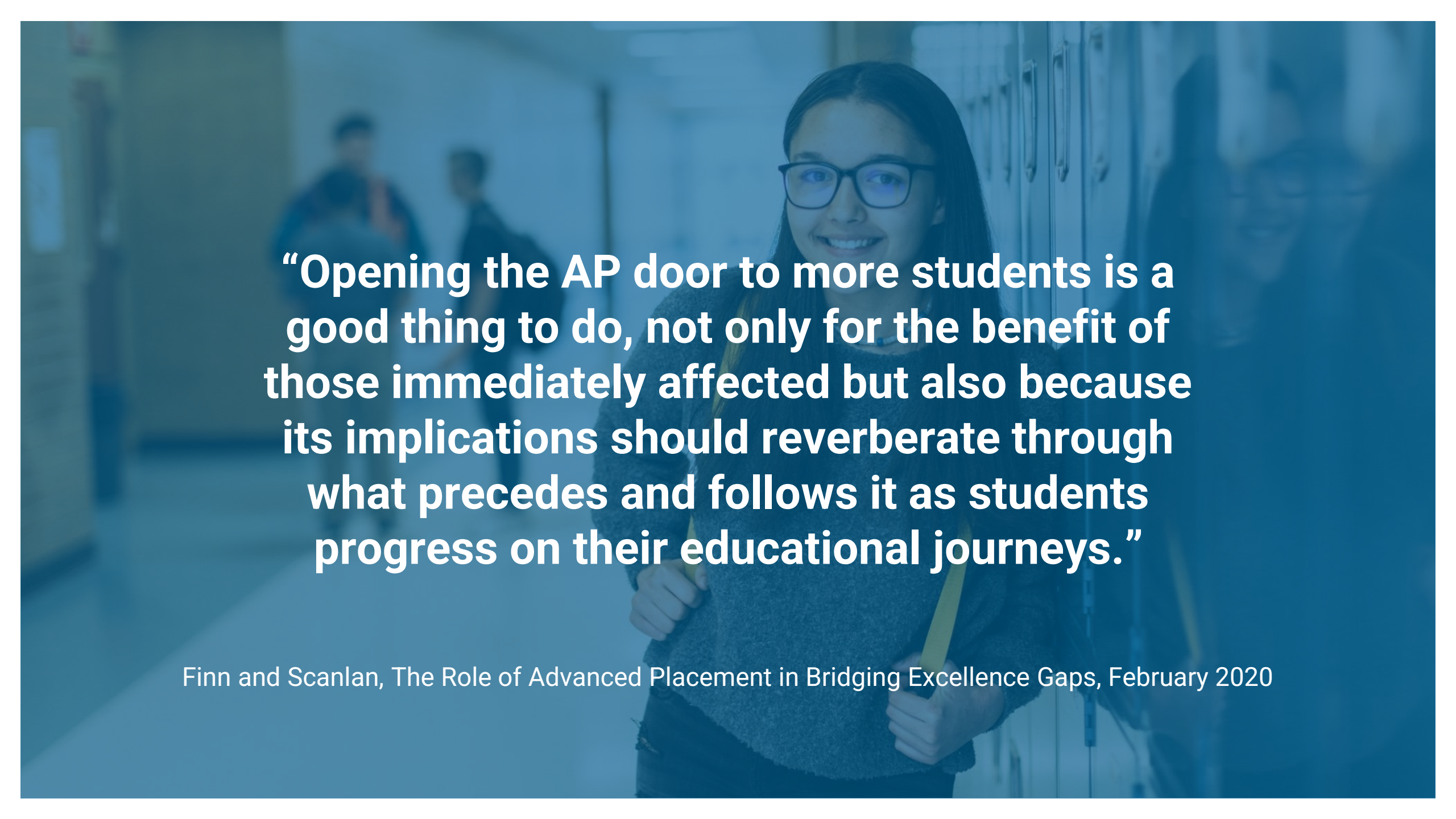
Effects are cumulative. Five credit-granting AP scores at a student's college increase on-time BA completion by 5-8 percentage points.

Increase in Four-Year BA Completion Rate Due to Earning One Credit-Granting AP Score



A young woman with long dark hair and glasses is smiling at the camera. She is wearing a grey sweater and has a yellow strap over her shoulder. She is standing in a school hallway with lockers on the right. In the background, other students are walking. The entire image has a blue tint.

AP – Changing the Invitation

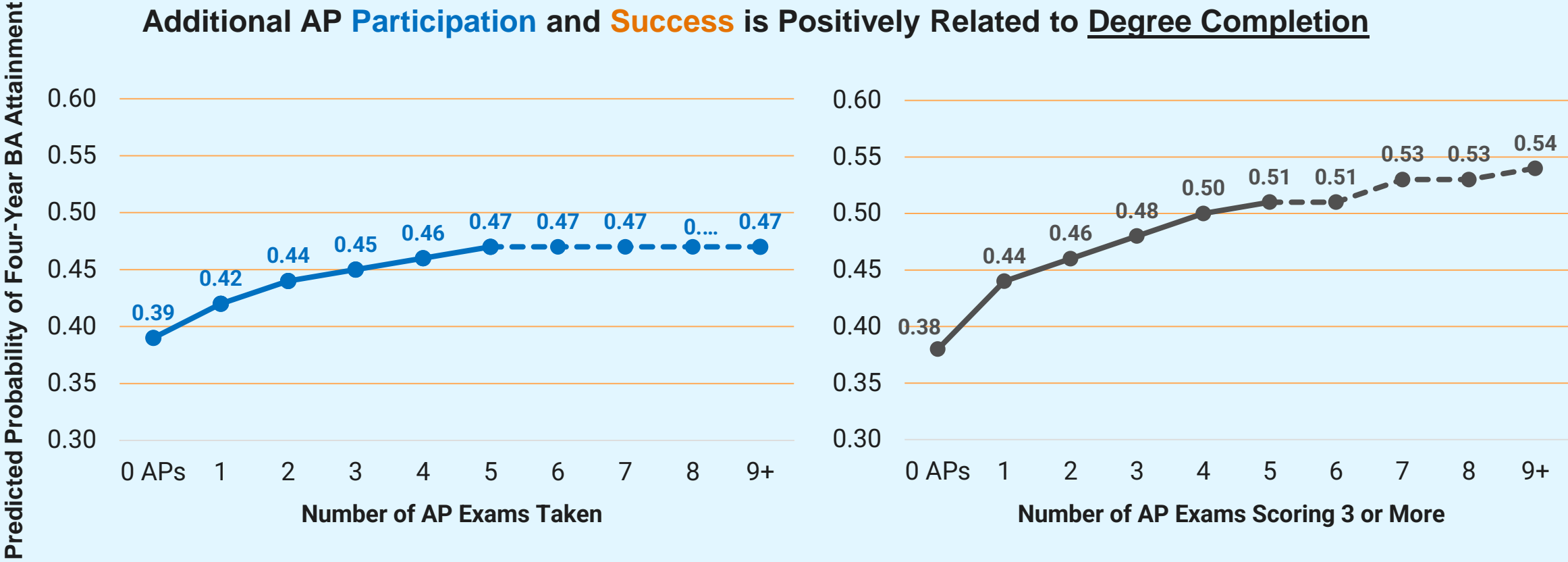


“Opening the AP door to more students is a good thing to do, not only for the benefit of those immediately affected but also because its implications should reverberate through what precedes and follows it as students progress on their educational journeys.”

Finn and Scanlan, *The Role of Advanced Placement in Bridging Excellence Gaps*, February 2020

AP Benefits Accrue Even With Just a Few

Additional AP Participation and Success is Positively Related to Degree Completion



Solid lines denote statistically significant relative to one fewer AP Exam. Dotted lines denote that these estimates are not statistically different from each other.

Source: Beard, Hsu, Ewing, & Godfrey (2019). Studying the Relationship Between the Number of APs, AP Performance, and College Outcomes. Educational Measurement: Issues and Practice. 38(4). <https://onlinelibrary.wiley.com/doi/abs/10.1111/emip.12295>

The Power of Taking One AP Course

State	Class of 2023 HS Graduates 2023	# HS Graduates w/ 1 AP Exam	% HS Graduates w/ 1 AP Exam	% HS Graduates w/ NO AP Exam
CT	37,340	15,344	41.1%	58.9%
MA	67,070	30,310	45.2%	54.8%
ME	12,060	3,734	31.0%	69.0%
NH	12,360	3,400	27.5%	72.5%
RI	9,760	3,469	35.5%	64.5%
VT	5,630	1,797	31.9%	68.1%

Stand Out to Colleges: Taking any number of AP courses, regardless of exam score, shows colleges students are serious about their education and willing to challenge themselves.

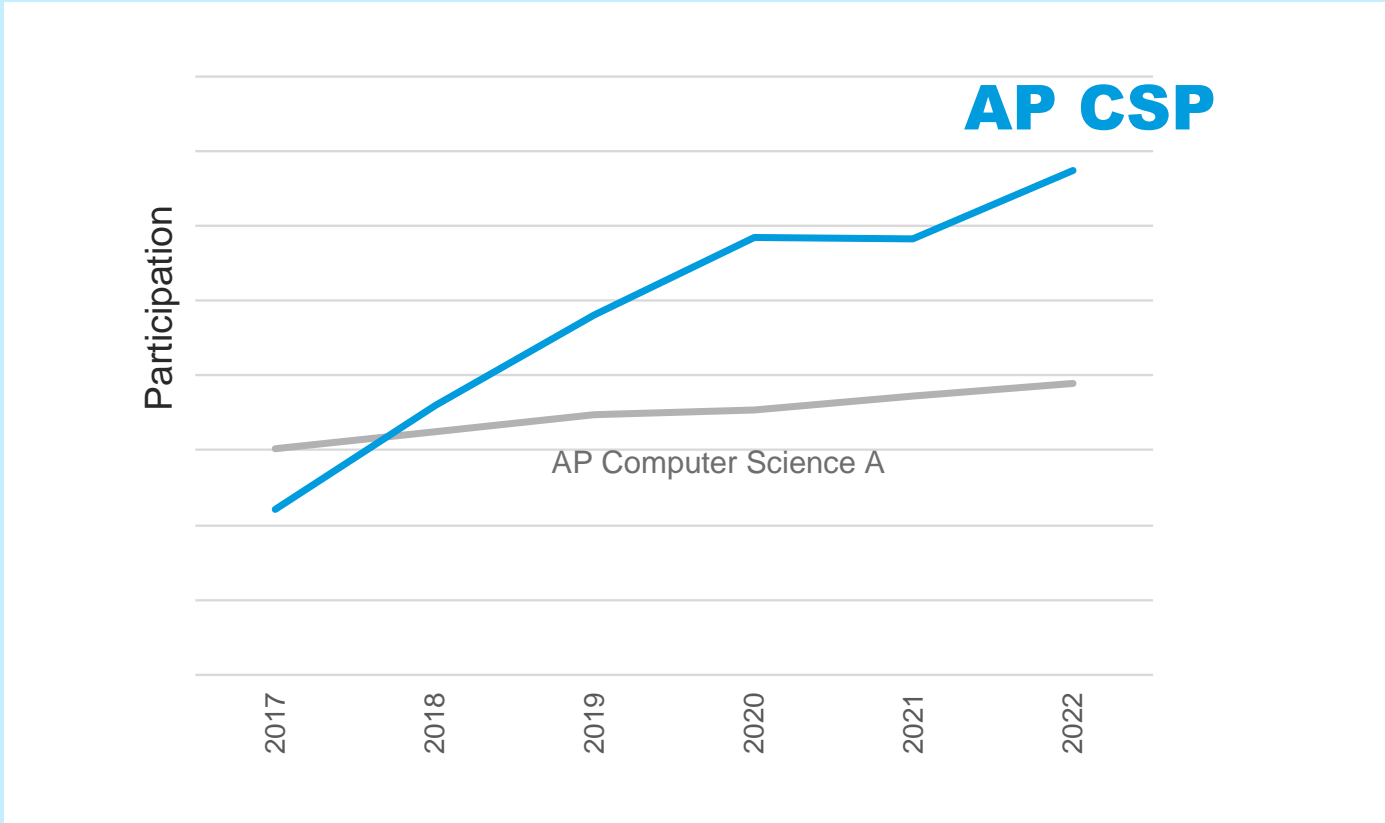
Opportunity to Focus on Interests: Connect AP to majors and careers - <https://apstudents.collegeboard.org/choosing-courses/by-major-career>

Boost GPA and chances of graduating on time: Research shows taking even one AP course can improve students' first-year college GPA and chances of graduating in four years.

AP Computer Science Principles Changed the Invitation

More students participate in computer science than ever before.

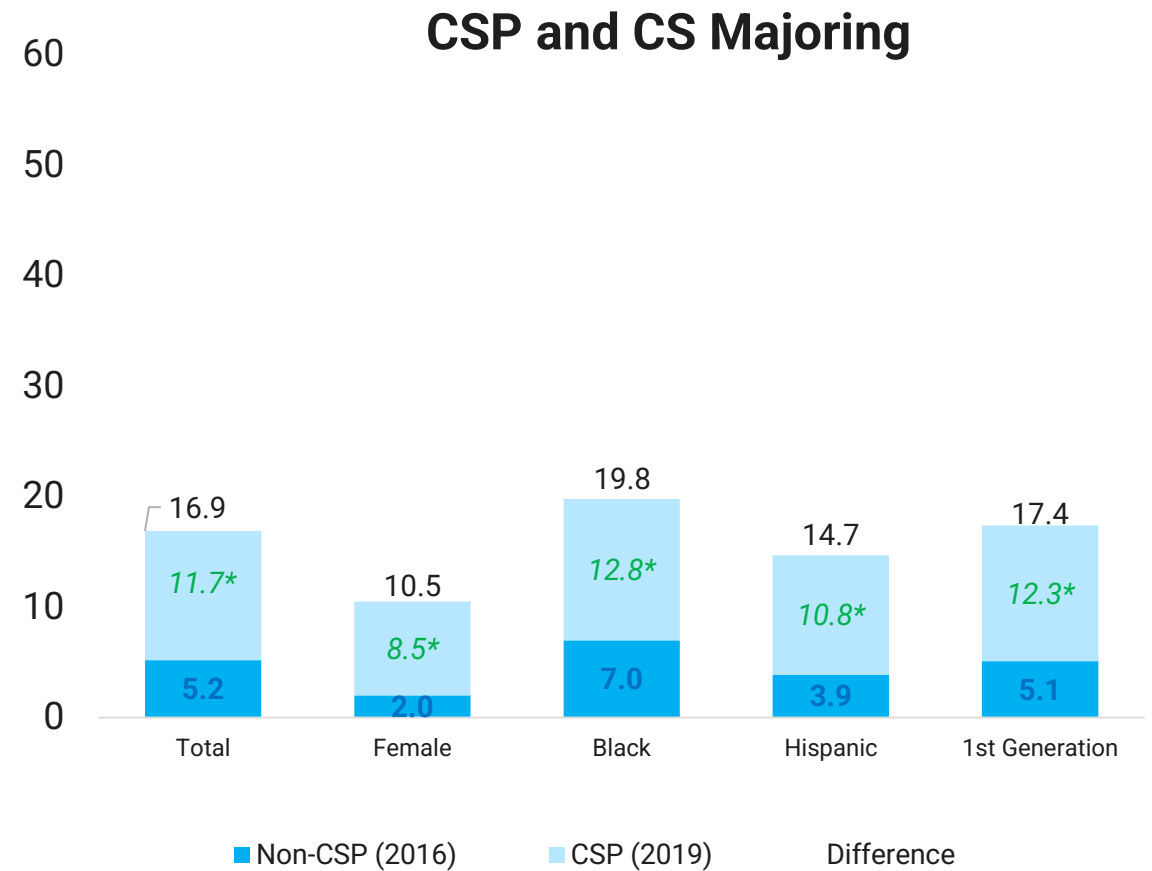
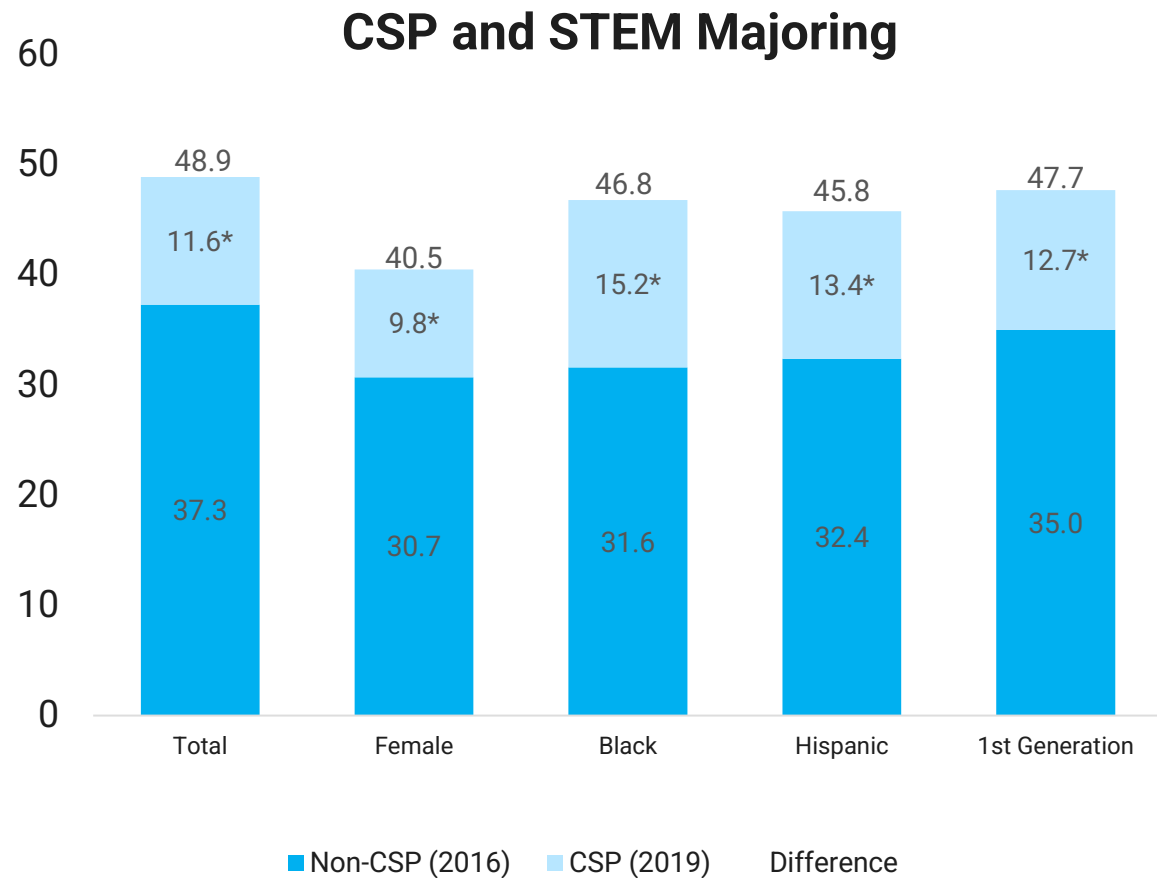
More Students Overall



More Students Seen By Colleges

+44K Female	+10K Black
+19K Rural	+27K Hispanic / Latino

CSP students more likely to declare a STEM Major and 2- to-3 times more likely to major in CS



AP Potential – Benefits

Research Driven

AP Potential is based on research that focuses on correlations between exam results and on scores from the SAT Suite of Assessments as compared to traditional factors.



Correlation of Exam Results

Moderate to strong correlations exist between SAT Suite scores and AP Exam results.



SAT Suite of Assessments

SAT Suite scores are stronger predictors of students' AP Exam scores than the more traditional factors such as high school grades and grades in same-discipline coursework.

- Supports access to AP for all academically prepared students
- Develops a robust AP program by identifying whether your school should expand its course offerings and/or increase the number of sections of AP courses already offered
- Reduces time to recruit new AP students
- Meets college and career readiness accountability measures
- Supports equity and access

Changing the Invitation to AP

The right AP classes at the right time can open college and career opportunities.



AP CSP Gets Students Interested Early

Students choose a project that's relevant to their interests.



Why Students Choose AP CSP

Students show what they've learned through the Create Performance Task with final program code, often **developing an app**.

- Project Based
- Career Relevant
- Student Choice

BIG IDEAS

1. Creative Development
2. Data
3. Algorithms and Programming
4. Computer Systems and Networking
5. Impact of Computing

Expanding Course Access



CONFIDENTIAL PREVIEW FOR HIGHER EDUCATION REVIEWERS

English 10: AP Seminar Is Designed to Support

Students work in teams to pursue topics that interest them.

Course Approach



AP Seminar elevates the **best strategies** of an English class.

- Projects, choice, collaboration
- Soft skills to support college and career readiness

Made for Students

English 10: AP Seminar assesses topics that students explore and are excited about.

- Students have the freedom to go at their own pace
- Students connect with their interests

“When I was a freshman, I didn’t know at all what I wanted. This (AP Seminar) is helping me figure it out.” -Student

Built for Teachers

English 10: AP Seminar gives teachers the time and flexibility they’ve asked for.

- Allows more time for one-on-one work with students
- Provides more resources/choice (no required texts)
- Centralized scoring of student writing reduces workload

Students Benefit from Lasting Results

Increased Performance in AP

AP Seminar students show stronger AP Exam performance on later AP Exams than their peers who didn't take AP Seminar.

6%

Higher in **English**
(Lang, Lit)

7%

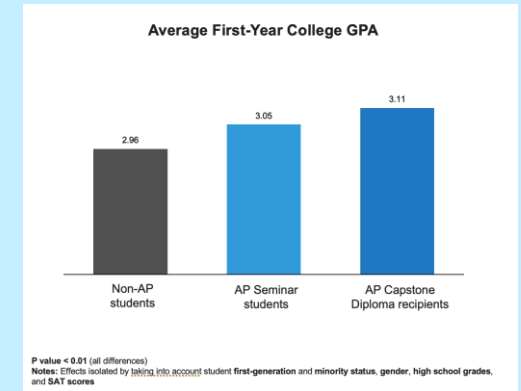
Higher in **History**
(Art, Euro, US, World)

8%

Higher in **Politics**
(US, Comp)

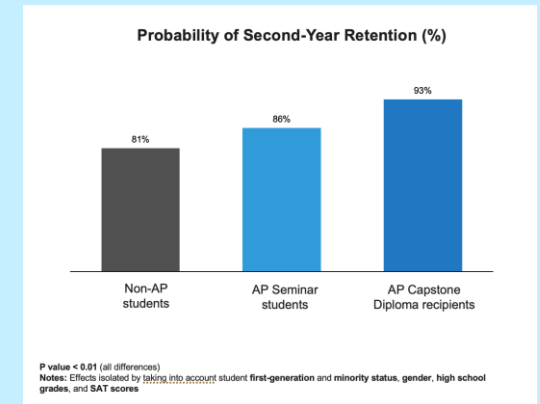
Higher First-Year GPAs

AP Seminar students were shown to outperform non-AP students in first-year college GPA.

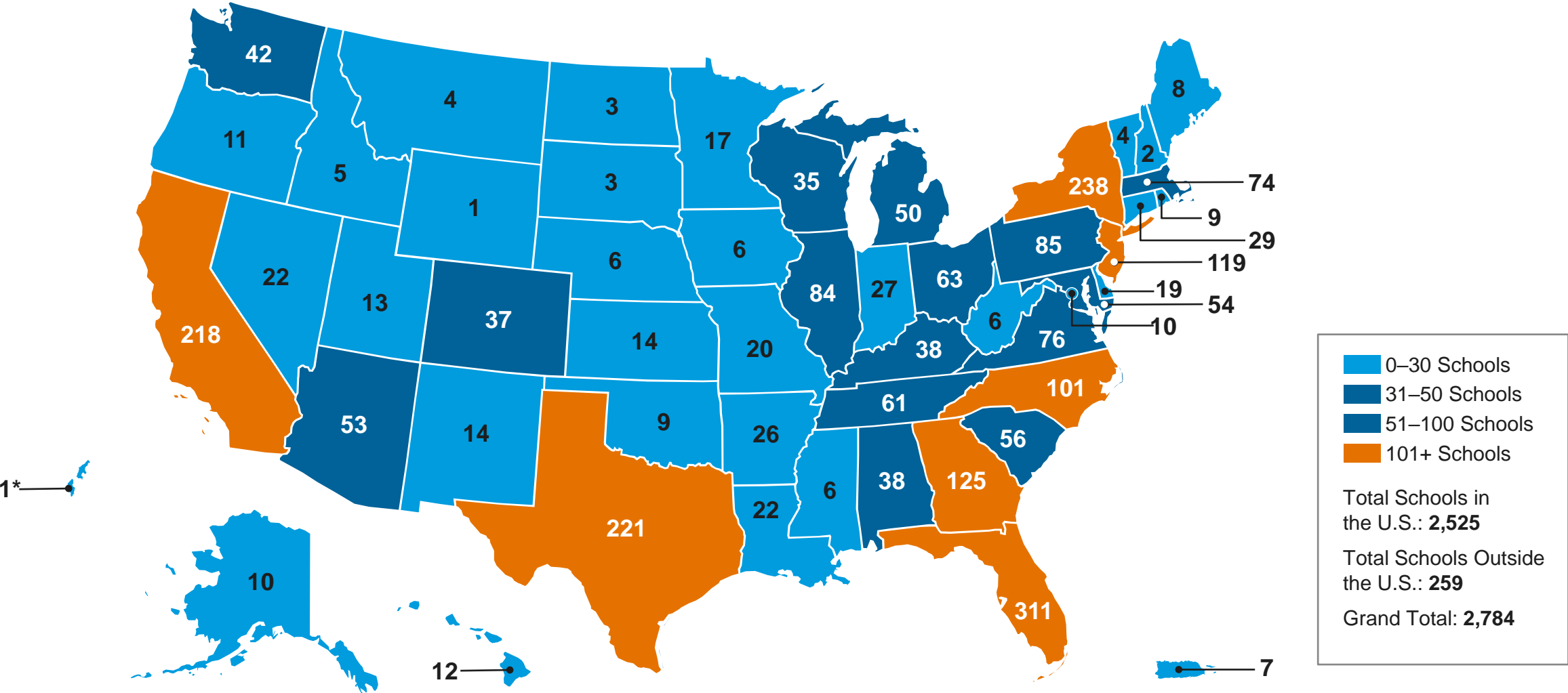


Greater Second-Year Retention

AP Seminar students have higher likelihood of persisting to the second year of college than their non-AP peers.



2023-24 AP Capstone Schools



*Northern Mariana Islands

New Advanced Placement[®] Courses



CONFIDENTIAL PREVIEW FOR HIGHER EDUCATION REVIEWERS

New Courses

Precalculus

Launch: 2023-24

African American Studies

Pilot Year 2: 2023-24

AP Precalculus

- Largest Course Launch in Advanced Placement History
- Over 214,000 students enrolled in the course
- Over 4200 high schools offering AP Precalculus
- 300 Credit Policies, not including system policies

AP African American Studies

- Launching Broadly 2024-2025
- Over 13,000 students enrolled in the second year of course pilot
- Over 600 high schools offering AP African American Studies
- 350 Credit Policies already, not including system policies

Exploring Courses



CONFIDENTIAL PREVIEW FOR HIGHER EDUCATION REVIEWERS

**Which possible
new courses are
we pursuing?**

Anatomy and Physiology

Exploring

Business Principles

Exploring

Opportunities to Recruit

Best Practices for Locating AP Students in Search



Start Early – Students who opt in to Search during spring AP Exam administrations are available for licensing in early August.



Focus on AP Experience – Expanding score filters to 1 or 2 will help you find more college-minded students in their second year of high school.



Use Exam Filters – Searching by specific courses or combinations of courses can help you identify students interested in and prepared for specific programs.




Relax Geography Filters – Conducting national, regional, and state-level searches can help you locate students beyond specific geomarkets and zip codes.

AP Course Ledger

Use this tool to find which secondary schools offer AP® or Pre-AP® courses

<https://apcourseaudit.inflexion.org/ledger>



Where are students sending scores

40% public in-state

40% public out-of-state

20% CCIC

University of Connecticut

Central Connecticut State University

Northeastern University

University of New Haven

Quinnipiac University

Eastern Connecticut State University

Southern Connecticut State University

University of Vermont

University of Rhode Island

University of Massachusetts Amherst

Having a Clear and Transparent Credit Policy

- Lists the AP Exam, Score Needed, Course Equivalent
- Easy to Find on your Website – Can a Student Google it Easily
- New Exams are included (AP Precalculus, AP African American Studies)

Thank you

jagiordano@collegeboard.org

